

Tajweed

A course on the recitation of the Holy Quran

Qari Zuhair Hussaini

Week 1 | August 17, 2019



tasneeminstitute

تسنیم انسٹیٹیوٹ

Tajweed Course Guidelines

- The primary goal for this 5-week course is to give students a taste of Tajweed and the rules pertaining to the recitation of the Holy Quran
- Take your time to review the material as much as you need in order to absorb and understand it. Everyone will learn at a different pace.
- This class is a tool to perfect your recitation of the Holy Quran **but nothing is better than a one on one instructor.**
- Practice the recitation of the Holy Qur'an with the following reciters:
 - Mahmoud Khalil Al-Hussary
 - Abdul Basit 'Abd us-Samad
 - Sheikh Siddiq El-Minshawi

قَالَ رَسُولُ اللَّهِ (صَلَّى اللَّهُ عَلَيْهِ وَآلِهِ وَسَلَّمَ)
قَارِي الْقُرْآنِ وَ الْمُسْتَمِعُ إِلَيْهِ فِي الْأَجْرِ سَوَاءٌ

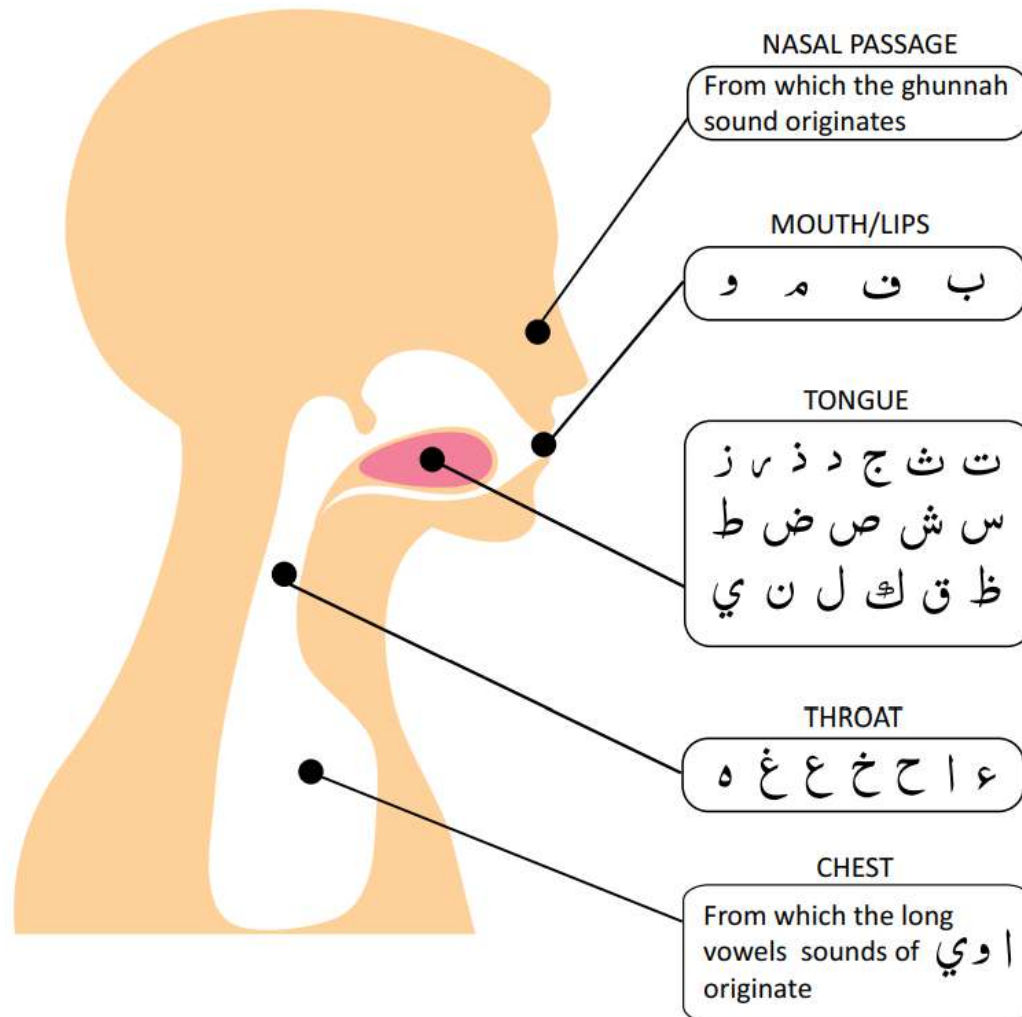
The Messenger of Allah (blessings of Allah be upon him and his family) has said:

“The one who recites the Qur’an and the one who listens to it have an equal share in the reward.”

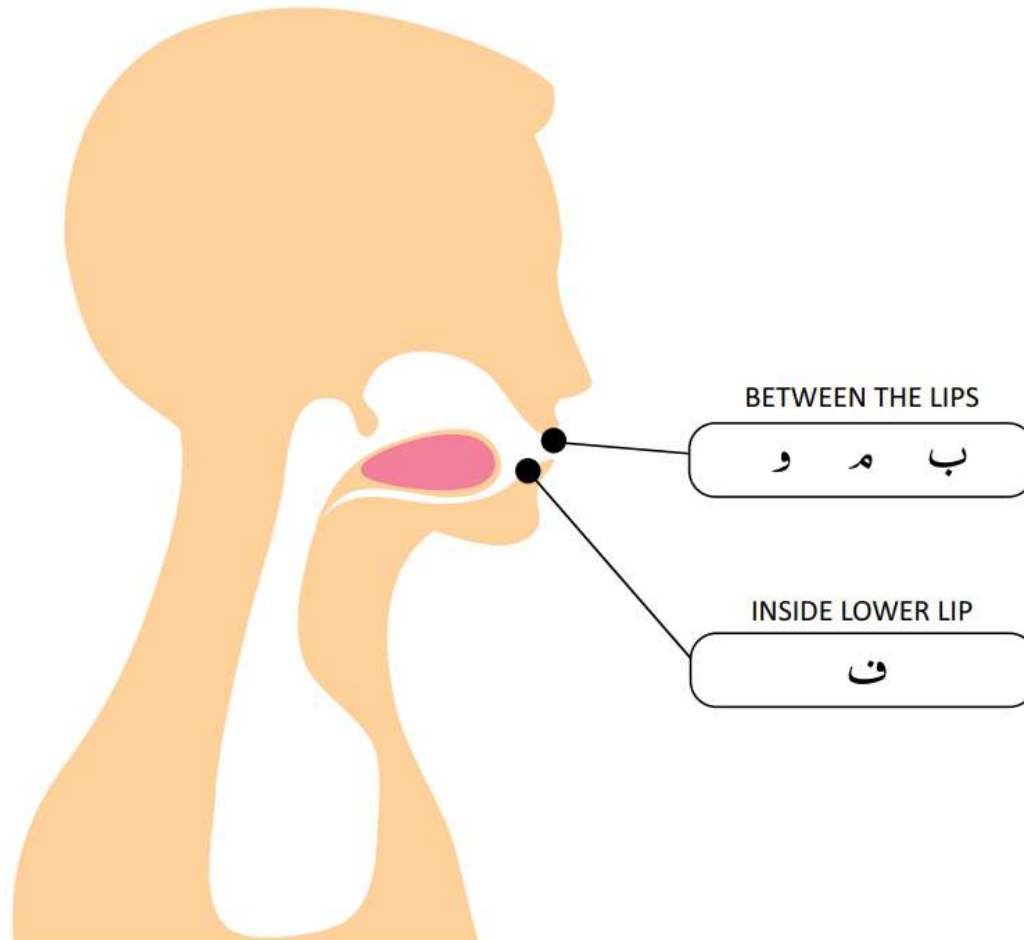
Arabic Letters

ا ب ت ث ج ح خ د ذ ر ز س
ش ص ض ط ظ ع غ ف ق ك
ل م ن و ه ي

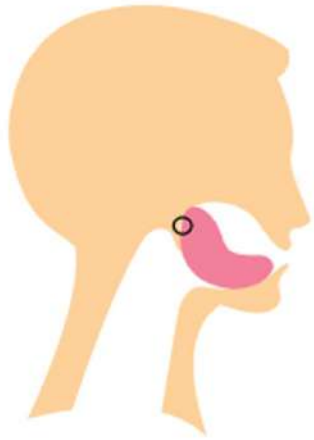
Points of Articulation (Makharij)



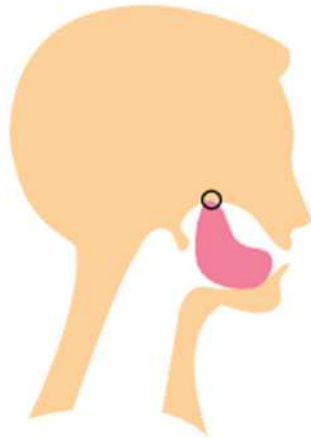
Points of Articulation (Makharij) - Lip



Points of Articulation (Makharij) - Tongue



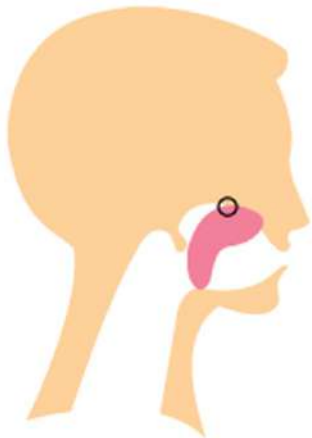
ق



ك



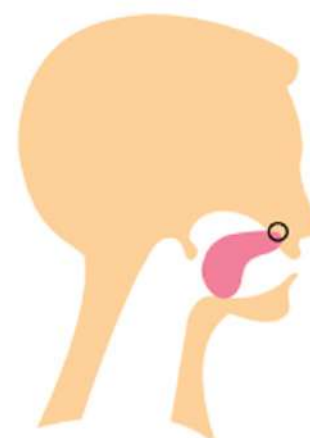
ج



ش ج ي

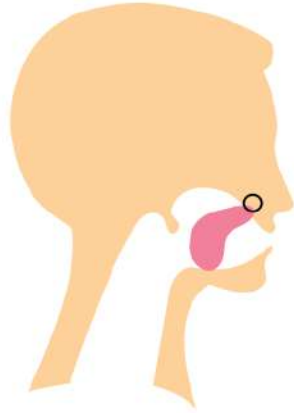


ض

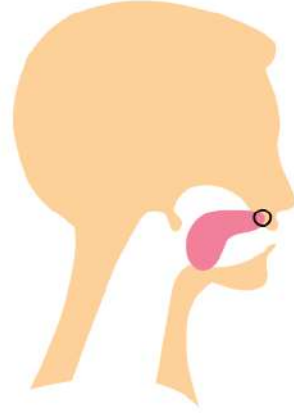


ن

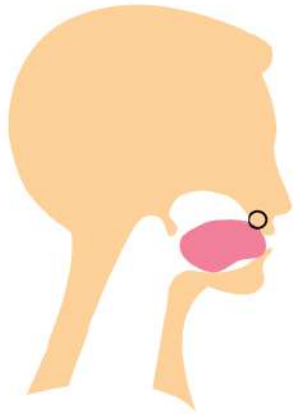
Points of Articulation (Makharij) - Tongue



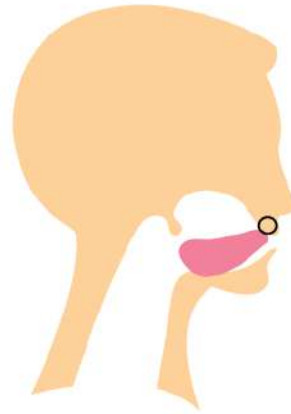
ر



ت د ط

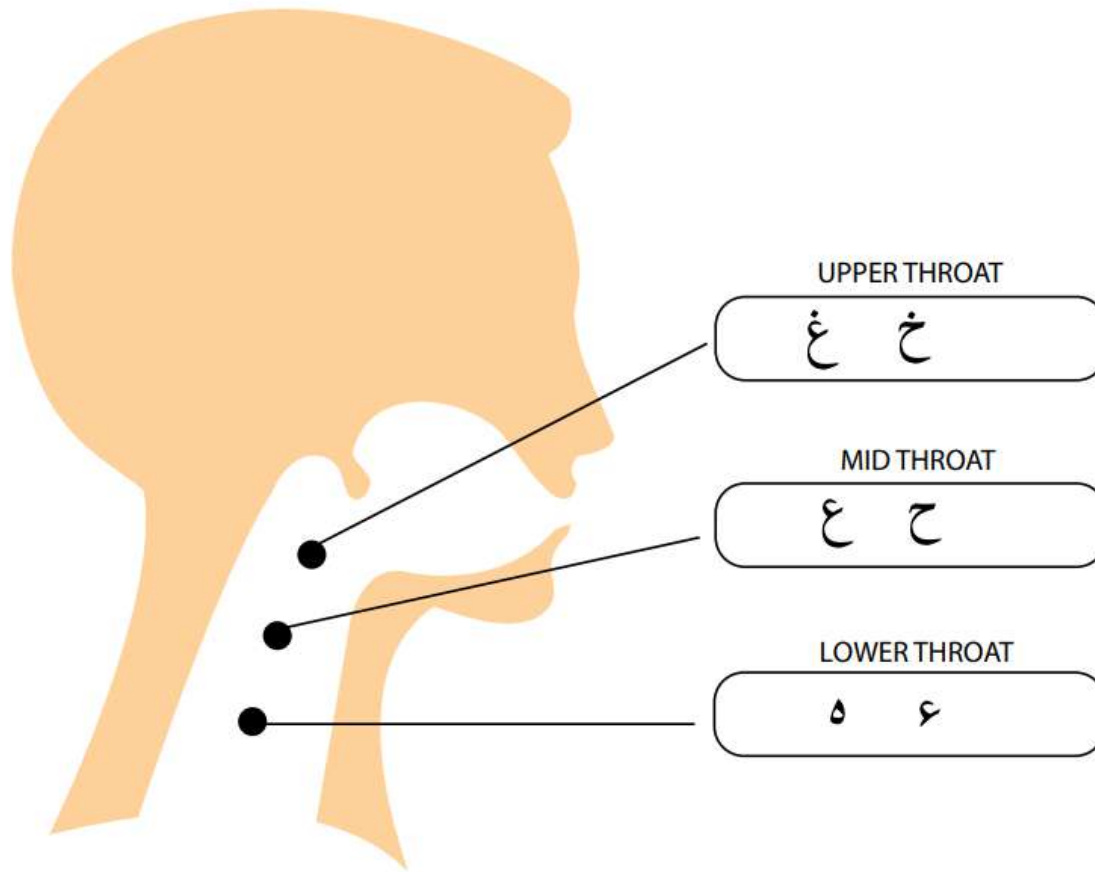


ص س ز



ظ ذ ث

Points of Articulation (Makharij) - Throat



UPPER THROAT

ع ح

MID THROAT

ع ح

LOWER THROAT

ه ه

The Arabic letters are divided into two categories:

Huroof Al Isti'laa
Tafkheem or Mukhaffam (Heavy Letters)

Huroof Al Istifaaal
Tarqeeq or Murrqaq (Light Letters)

Case by Case



Case by Case
(Name of Allah)

All 7 letters are to
be recited whole
mouth (Tafkheem)
in every scenario

Rules for Ra ر

7 instances where Ra is pronounced with Tafkheem

(1) Ra with a Dhamma

كَفَرُوا تَبَرُّوا وَتَتَّقُوا رُوحَ الْقُدُسِ

(2) Ra with Fatha

رَحْمَةً رَبِّكَ أَرَأَيْتَ

(3) Ra with a Sukoon, followed by a letter with Fatha

أَرْبَعِينَ أَرْجِعُكُمْ أَرْسَلْنَا

(4) Ra with a Sukoon, followed by a letter with Dhamma

وَقُرْءَانَ الْمُرْسَلُونَ بِقُرْبَانٍ

(5) Ra with a Sukoon, followed by a Isti'laa/Tafkheem letter with Fatha or Dhamma, preceded by a kasra

مِرْصَادًا لِبِالْمِرْصَادِ وَإِرْصَادًا فِرْقَةٍ قِرْطَاسٍ

(6) Kasr 'aarid followed by a Ra with a Sukoon

أَرْكَعُوا أَرْكَبُوا أَرْجِعُوا

NOTE: A Kasr 'aarid is the Kasrah that is pronounced when you start the word with a Hamzatul Wasl, and it is dropped to connect the preceding word

(7) Kasr Mufassal followed by a Ra with a Sukoon

رَبِّ أَرْجِعُونَ لِمَنْ أَرْتَضَى

NOTE: A Kasr Mufassal is the Kasrah that is produced by connecting the preceding word with a Saakin Ra, dropping the Hamzatul Wasl

Rules for Ra ر

4 instances where Ra is pronounced with Tafkheem when stopping

(1) If the Saakin Ra is preceded by a Fatha

بِالصَّبْرِ الْكَوْثَرَ فَمَسْتَقِرُّ

(2) If the Saakin Ra is preceded by a Fatha

الْأَبْرَارَ

(3) If the Saakin Ra is preceded by a Dhamma

بِالنُّذْرِ

(4) If the Saakin Ra is preceded by a Waw Madeeyah

وَالطُّورِ

Rules for Ra ر

2 instances where Ra is pronounced with Tarqeeq

(1) If the Ra has a Kasrah

مَرِيحٌ مِّنْ أَمْرِنَا مِّنْ غَيْرِكُمْ

(2) If the Ra with a Sukoon follows a Kasr Asli (a letter with a Kasrah)

أُولَى الْأَرْبَةِ شُرَعَةٌ وَجَاءَ فِرْعَوْنُ

2 instances where Ra is pronounced with Tarqeeq when stopping

(1) If the Saakin Ra is preceded by a Yaa Madeeyah

خَيْرٌ خَيْرٌ

(2) If the Ra with a Sukoon is preceded by a Kasr Asli (a letter with a Kasrah)

السِّحْرِ وَالذِّكْرِ

Rules for Ra ل

Tafkheem Instances

If the the letter preceding the name of Allah has a Fatha on it

إِنَّ اللَّهَ سَمِيعٌ بَصِيرٌ قَالَ اللَّهُ

If the the letter preceding the name of Allah has a Dhamma on it

وَكَلِمَةٌ لِلَّهِ رَسُولُ اللَّهِ

Tarqeeq Instances

If the the letter preceding the name of Allah has a Kasra on it

بِئْسَ اللَّهُ لِأَمْرِ اللَّهِ

Short and Long Vowels

- Vowels are represented by markings called حركة or حركات for plural.
- Vowel duration or elongation is a decision made by the reciter
- Consistency must be maintained throughout the entire recitation
- Short vowels are regarded as (1) حركة or Harakah

• بُ بَ بِ

- Long vowels are regarded as (2) حركات or Harakaat

• بُو بَا بِي

Objectives?

- Achieving Fasahat
- Following the rules but also beautifying our recitation

Let's Recite!

[Surah Imran, Verse 133](#)



Questions?